

Da-Lite offers the world's widest selection of electric screens for the ultimate in convenience and professional presentations. Whether you choose concealed-in-the-ceiling, wall or ceiling hung, you'll find Da-Lite's electric screens meet the demanding needs of business meeting rooms, educational institutions, hospitality and home theater applications.

All Da-Lite electric screens offer as standard features: black borders and preset adjustable limit switches to automatically stop the screen at the desired viewing level. Available in both 110 and 220 V models.

Contents

Cosmopolitan Electrol 6	Tensioned Dual Masking Electrol 10
Tensioned Cosmopolitan Electrol 6	Compact Electrol 11
Boardroom Electrol 7	Designer Electrol 11
Senior Electrol 7	Designer Da-Tab Electrol 12
Director Electrol 8	Slimline Electrol 12
Tensioned Director Electrol 8	Electrolet 13
Executive Electrol 9	Da-Lift 13
Tensioned Executive Electrol 9	Optional Accessories 14
Dual Masking Electrol 10	



For remote control operation see options on page 14.

Cosmopolitan® Electrol® Wall and Ceiling Mounted Electric Screen

- Ideal for applications where a recessed installation is not desired or feasible.
- Patented in-the-roller motor mounting system for quiet operation.
- Handsome white textured case blends with any decor.



Optional floating mounting bracket allows screen to be mounted onto wall or ceiling studs and aligned left or right after installation by releasing two set screws.

Available Sizes and Screen Surfaces:

Size H x W				Size H x W				Video & HDTV Format				Video & HDTV Format			
in./ft.	cm.	Matte Glass	Video	in./ft.	cm.	Matte Glass	Video	Viewing Area H x W	Nominal Diagonal	Matte Glass	Video	in./ft.	cm.	Matte Glass	Video
Power		White	Beaded			White	Beaded	in./ft.	cm.	White	Beaded			White	Beaded
50" x 50"	127 x 127	✓	✓	7' x 9'	213 x 274	✓	✓	43" x 57"	109 x 145	72" 183	✓	✓	43" x 57"	109 x 145	72" 183
60" x 60"	152 x 152	✓	✓	9' x 9'	274 x 274	✓	✓	50" x 67"	127 x 170	84" 213	✓	✓	50" x 67"	127 x 170	84" 213
70" x 70"	178 x 178	✓	✓	8' x 10'	244 x 305	✓	✓	52" x 92"	132 x 234	106" 269	✓	✓	52" x 92"	132 x 234	106" 269
84" x 84"	213 x 213	✓	✓	10' x 10'	305 x 305	✓	✓	57" x 77"	145 x 196	96" 244	✓	✓	57" x 77"	145 x 196	96" 244
6' x 8'	183 x 244	✓	✓	9' x 12'	274 x 366	✓	✓	58" x 104"	147 x 264	119" 302	✓	✓	58" x 104"	147 x 264	119" 302
				12' x 12'	366 x 366	✓	✓	60" x 80"	152 x 203	100" 254	✓	✓	60" x 80"	152 x 203	100" 254
								65" x 116"	165 x 295	133" 338	✓	✓	65" x 116"	165 x 295	133" 338
								69" x 92"	175 x 234	120" 305	✓	✓	69" x 92"	175 x 234	120" 305
								78" x 139"	198 x 353	159" 404	✓	✓	78" x 139"	198 x 353	159" 404
								87" x 116"	221 x 295	150" 381	✓	✓	87" x 116"	221 x 295	150" 381
								105" x 140"	267 x 356	180" 457	✓	✓	105" x 140"	267 x 356	180" 457


■ HDTV Sizes



For remote control operation see options on page 14.

Tensioned Cosmopolitan® Electrol® Electric Screen that Mounts Anywhere

- Same great features as our Cosmopolitan Electrol shown above except screen is tensioned for an extra flat surface for optimum image quality when using data graphics.
- Tab guide cable system maintains even lateral tension to hold surface flat while custom slat bar with added weight maintains vertical tension.
- Handsome black textured case blends with any decor.



Tensioned screen is held taut by tab tensioning system.

Available Sizes and Screen Surfaces:

Video & HDTV Format				Video & HDTV Format				Video & HDTV Format				Video & HDTV Format			
Viewing Area H x W	Nominal Diagonal	Matte Glass	Video	Viewing Area H x W	Nominal Diagonal	Matte Glass	Video	Viewing Area H x W	Nominal Diagonal	Matte Glass	Video	Viewing Area H x W	Nominal Diagonal	Matte Glass	Video
in./ft.	cm.	Da-Mat	Pearlescent	in./ft.	cm.	Da-Mat	Pearlescent	in./ft.	cm.	Da-Mat	Pearlescent	in./ft.	cm.	Da-Mat	Pearlescent
43" x 57"	109 x 145	72" 183	✓	65" x 116"	165 x 295	133" 338	✓	43" x 57"	109 x 145	72" 183	✓	65" x 116"	165 x 295	133" 338	✓
50" x 67"	127 x 170	84" 213	✓	69" x 92"	175 x 234	120" 305	✓	50" x 67"	127 x 170	84" 213	✓	69" x 92"	175 x 234	120" 305	✓
52" x 92"	132 x 234	106" 269	✓	78" x 139"	198 x 353	159" 404	✓	52" x 92"	132 x 234	106" 269	✓	78" x 139"	198 x 353	159" 404	✓
58" x 104"	147 x 264	119" 302	✓	87" x 116"	221 x 295	150" 381	✓	58" x 104"	147 x 264	119" 302	✓	87" x 116"	221 x 295	150" 381	✓
60" x 80"	152 x 203	100" 254	✓					60" x 80"	152 x 203	100" 254	✓				

Note: Dual Vision fabric available at the Cinema Vision price.

■ HDTV Sizes



For remote control operation see options on page 14.

Boardroom® Electrol® Concealed-In-The-Ceiling Electric Screen

- Designed specifically for ceiling recessed installation in any conference or boardroom.
- Patented in-the-roller motor
- Fully automatic ceiling closure conceals screen when not in use.

mounting system for quiet operation.


Available Sizes and Screen Surfaces:

Size H x W			Matte White	Glass Beaded	Video Spectra 1.5	Size H x W			Matte White	Glass Beaded	Video Spectra 1.5	Video & HDTV Format Viewing Area H x W		Nominal Diagonal		Matte White	Glass Beaded	Video Spectra 1.5
in./ft.	cm.					in./ft.	cm.					in./ft.	cm.	in./ft.	cm.			
50" x 50"	127 x 127		✓	✓	✓	7' x 9'	213 x 274	✓	✓	✓	43" x 57"	109 x 145	72"	183	✓	✓	✓	
60" x 60"	152 x 152		✓	✓	✓	9' x 9'	274 x 274	✓	✓	✓	50" x 67"	127 x 170	84"	213	✓	✓	✓	
70" x 70"	178 x 178		✓	✓	✓	8' x 10'	244 x 305	✓	✓	✓	52" x 92"	132 x 234	106"	269	✓	✓	✓	
84" x 84"	213 x 213		✓	✓	✓	10' x 10'	305 x 305	✓	✓	✓	58" x 104"	147 x 264	119"	302	✓	✓	✓	
6' x 8'	183 x 244		✓	✓	✓	9' x 12'	274 x 366	✓	✓	✓	57" x 77"	145 x 196	96"	244	✓	✓	✓	
8' x 8'	244 x 244		✓	✓	✓	12' x 12'	366 x 366	✓	✓	✓	60" x 80"	152 x 203	100"	254	✓	✓	✓	
											65" x 116"	165 x 295	133"	338	✓	✓	✓	
											69" x 92"	175 x 234	120"	305	✓	✓	✓	
											78" x 139"	198 x 353	159"	404	✓	✓	✓	
											87" x 116"	221 x 295	150"	381	✓	✓	✓	
											105" x 140"	267 x 356	180"	457	✓	✓	✓	

HDTV Sizes



For remote control operation see options on page 14.



Extra heavy duty motor handles the largest screens.

Senior® Electrol® Large Heavy-Duty Electric Screen

- Perfect for auditorium, stage or any other large screen application.
- Available in sizes up to 12' H x 24' W and 20' H x 20' W.
- Heavy-duty screen for exposed or recessed installation.

Available Sizes and Screen Surfaces:

Size H x W			Matte White	Glass Beaded	Seamless Matte White	Size H x W			Matte White	Glass Beaded	Seamless Matte White	Video & HDTV Format Viewing Area H x W		Nominal Diagonal		Matte White	Glass Beaded	Video Spectra 1.5
in./ft.	cm.					in./ft.	cm.					in./ft.	cm.	in./ft.	cm.			
50" x 50"	127 x 127		✓	✓		5' 6" x 14'	168 x 427	✓	✓			50" x 67"	127 x 170	84"	213	✓	✓	✓
60" x 60"	152 x 152		✓	✓		10' 6" x 14'	320 x 427	✓	✓	✓		52" x 92"	132 x 234	106"	269	✓	✓	✓
70" x 70"	178 x 178		✓	✓		14' x 14'	427 x 427	✓	✓			58" x 104"	147 x 264	119"	302	✓	✓	✓
84" x 84"	213 x 213		✓	✓		6' x 16'	183 x 488	✓	✓			60" x 80"	152 x 203	100"	254	✓	✓	✓
6' x 8'	183 x 244		✓	✓		12' x 16'	366 x 488	✓	✓			65" x 116"	165 x 295	133"	338	✓	✓	✓
8' x 8'	244 x 244		✓	✓		16' x 16'	488 x 488	✓	✓			69" x 92"	175 x 234	120"	305	✓	✓	✓
7' x 9'	213 x 274		✓	✓		7' x 18'	213 x 549	✓	✓			78" x 139"	198 x 353	159"	404	✓	✓	✓
9' x 9'	274 x 274		✓	✓	✓	13' 6" x 18'	411 x 549	✓	✓									
8' x 10'	244 x 305		✓	✓		18' x 18'	549 x 549	✓	✓									
10' x 10'	305 x 305		✓	✓		15' x 20'	457 x 610	✓	✓									
9' x 12'	274 x 366		✓	✓		20' x 20'	610 x 610	✓	✓									
12' x 12'	366 x 366		✓	✓		12' x 24'	366 x 732	✓	✓									

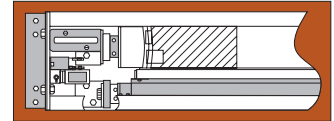
HDTV Sizes



For remote control operation see options on page 14.

**Director Electrol®
Dual Motor Concealed-In-The-Ceiling Electric Screen**

- Ideal for boardrooms and conference rooms.
- Smooth operation with one motor to operate the door and one to operate the screen.
- Sealed and fire retardant case for plenum installations.
- Patented in-the-roller motor mounting system for quiet operation.



Dual motors with one operating the door and one operating the screen.

Available Sizes and Screen Surfaces:

Size H x W		Matte White	Glass Beaded	Video Spectra	High 1.5 Power	Size H x W		Matte White	Glass Beaded	Video Spectra 1.5	Video & HDTV Format Viewing Area H x W	Nominal Diagonal	Matte White	Glass Beaded	Video Spectra	High 1.5 Power		
in./ft.	cm.					in./ft.	cm.				in./ft.	cm.						
50" x 50"	127 x 127	✓	✓	✓	✓	7' x 9'	213 x 274	✓	✓	✓	43" x 57"	109 x 145	72"	183	✓	✓	✓	✓
60" x 60"	152 x 152	✓	✓	✓	✓	9' x 9'	274 x 274	✓	✓		50" x 67"	127 x 170	84"	213	✓	✓	✓	✓
70" x 70"	178 x 178	✓	✓	✓	✓	8' x 10'	244 x 305	✓	✓	✓	52" x 92"	132 x 234	106"	269	✓	✓	✓	✓
84" x 84"	213 x 213	✓	✓	✓	✓	10' x 10'	305 x 305	✓	✓		57" x 77"	145 x 196	96"	244	✓	✓	✓	✓
6' x 8'	183 x 244	✓	✓	✓	✓	9' x 12'	274 x 366	✓	✓		58" x 104"	147 x 264	119"	302	✓	✓	✓	✓
8' x 8'	244 x 244	✓	✓	✓	✓	12' x 12'	366 x 366	✓	✓		60" x 80"	152 x 203	100"	254	✓	✓	✓	✓
											65" x 116"	165 x 295	133"	338	✓	✓	✓	✓
											69" x 92"	175 x 234	120"	305	✓	✓	✓	✓
											78" x 139"	198 x 353	159"	404	✓	✓	✓	✓
											87" x 116"	221 x 295	150"	381	✓	✓		
											105" x 140"	267 x 356	180"	457	✓	✓		

HDTV Sizes



For remote control operation see options on page 14.

**Tensioned Director Electrol®
Dual Motor Concealed-In-The-Ceiling Electric Screen**

- Same great features as Da-Lite's Director Electrol Screen shown above except screen is tensioned for an extra flat surface for optimum image quality when using video or data projection.
- Tab guide cable system maintains even lateral tension to hold surface flat while a custom slat bar with added weight maintains vertical tension.

Available Sizes and Screen Surfaces:

Video & HDTV Format Viewing Area H x W		Nominal Diagonal	Cinema			Video & HDTV Format Viewing Area H x W		Nominal Diagonal	Cinema				
in./ft.	cm.	in./ft.	cm.	Da-Mat	Pearlescent	Vision	in./ft.	cm.	in./ft.	cm.	Da-Mat	Pearlescent	Vision
43" x 57"	109 x 145	72"	183	✓	✓	✓	65" x 116"	165 x 295	133"	338	✓	✓	✓
50" x 67"	127 x 170	84"	213	✓	✓	✓	69" x 92"	175 x 234	120"	305	✓	✓	✓
52" x 92"	132 x 234	106"	269	✓	✓	✓	78" x 139"	198 x 353	159"	404	✓	✓	✓
58" x 104"	147 x 264	119"	302	✓	✓	✓	87" x 116"	221 x 295	150"	381	✓	✓	✓
60" x 80"	152 x 203	100"	254	✓	✓	✓							

HDTV Sizes

Note: Dual Vision fabric is available.



Executive® Electrol® Heavy-Duty Concealed-In-The-Ceiling Electric Screen

- Great for high usage applications.
- In-the-ceiling screen with automatically operated door to conceal screen when not in use.
- Doors may be finished to match all types of ceilings.
- Heavy-duty 2.5 amp ball bearing motor.



Doors can be finished by the contractor to match ceiling for a professional look.

For remote control operation see options on page 14.

Available Sizes and Screen Surfaces:

Size H x W		Matte Glass White Beaded		Size H x W		Seamless			Size H x W		Matte Glass White Beaded		Seamless	
in./ft.	cm.			in./ft.	cm.	Matte White	Glass Beaded	Matte White	in./ft.	cm.	Matte White	Glass Beaded	Matte White	
50" x 50"	127 x 127	✓	✓	7' x 9'	213 x 274	✓	✓		12' x 12'	366 x 366	✓	✓	✓	
60" x 60"	152 x 152	✓	✓	9' x 9'	274 x 274	✓	✓	✓	10'6" x 14'	320 x 427	✓	✓	✓	
70" x 70"	178 x 178	✓	✓	8' x 10'	244 x 305	✓	✓	✓	14' x 14'	427 x 427	✓	✓	✓	
84" x 84"	213 x 213	✓	✓	10' x 10'	305 x 305	✓	✓	✓	12' x 16'	366 x 488	✓	✓		
6' x 8'	183 x 244	✓	✓	9' x 12'	274 x 366	✓	✓	✓	16' x 16'	488 x 488	✓	✓		
8' x 8'	244 x 244	✓	✓											



Tensioned Executive® Electrol® Video Format Heavy-Duty Concealed-In-The-Ceiling Electric Screen

- Same great features as our Executive Electrol shown above except screen is tensioned for an extra flat surface for optimum image quality when using video or data projection.
- Tab guide cable system maintains even lateral tension to hold surface flat while custom slat bar with added weight maintains vertical tension.

For remote control operation see options on page 14.

Available Sizes and Screen Surfaces:

Video & HDTV Format Viewing Area H x W		Nominal Diagonal		Cinema			Video & HDTV Format Viewing Area H x W		Nominal Diagonal		Cinema		
in./ft.	cm.	in./ft.	cm.	Da-Mat	Pearlescent	Vision	in./ft.	cm.	in./ft.	cm.	Da-Mat	Pearlescent	Vision
43" x 57"	109 x 145	72"	183	✓	✓	✓	65" x 116"	165 x 295	133"	338	✓	✓	✓
50" x 67"	127 x 170	84"	213	✓	✓	✓	69" x 92"	175 x 234	120"	305	✓	✓	✓
52" x 92"	132 x 234	106"	269	✓	✓	✓	78" x 139"	198 x 353	159"	404	✓	✓	✓
58" x 104"	147 x 264	119"	302	✓	✓	✓	87" x 116"	221 x 295	150"	381	✓	✓	✓
60" x 80"	152 x 203	100"	254	✓	✓	✓							

Note: Dual Vision fabric is available.

■ HDTV Sizes



For remote control operation see options on page 14.

Dual Masking Electrol® View Multiple Image Formats with the Same Screen

- Ideal for home theaters or where a variety of image formats are projected.
- View from “Letterbox” to “NTSC” format or from “HDTV” to “NTSC” format with concealed-in-the-ceiling screen.
- Second motor lowers and raises black masks into position to convert screen to different format.
- Patented in-the-roller motor mounting system for quiet operation.
- Unique “step-back” masking design eliminates shadows.

Available Sizes and Screen Surfaces:

Viewing Area LETTER BOX (1.85) NTSC (1.33) H x W		Matte White	Viewing Area LETTER BOX (1.85) NTSC (1.33) H x W		Matte White	Viewing Area HDTV VIDEO (1.78) NTSC (1.33) H x W		Matte White	Viewing Area HDTV VIDEO (1.78) NTSC (1.33) H x W		Matte White
in./ft.	cm.		in./ft.	cm.		in./ft.	cm.		in./ft.	cm.	
50" x 92½"	127 x 235	✓	69" x 128"	175 x 325	✓	50" x 89"	127 x 226	✓	69" x 123" 175 x 312	✓	
50" x 67"	127 x 170		69" x 92"	175 x 234		50" x 67"	127 x 170		69" x 92" 175 x 234		
60" x 111"	152 x 282	✓	87" x 161"	221 x 409	✓	60" x 107"	152 x 272	✓	87" x 155" 221 x 394	✓	
60" x 80"	152 x 203		87" x 116"	221 x 295	✓	60" x 80"	152 x 203	✓	87" x 116" 221 x 295	✓	



Black masks can be raised and lowered to accommodate image format.



For remote control operation see options on page 14.

Tensioned Dual Masking Electrol® Optimum Viewing of Multiple Video Image Formats

- Excellent for video projection applications.
- Same great features as our Dual Masking Electrol screen shown above except screen is tensioned for an extra flat surface for optimum image quality when using video or data projection.
- Tab guide cable system maintains even lateral tension to hold surface flat while custom slat bar with added weight maintains vertical tension.
- Unique “step-back” masking design eliminates shadows.

Available Sizes and Screen Surfaces:

Viewing Area LETTER BOX (1.85) NTSC (1.33) H x W		Cinema			Viewing Area HDTV VIDEO (1.78) NTSC (1.33) H x W		Cinema		
in./ft.	cm.	Da-Mat	Pearlescent	Vi-	in./ft.	cm.	Da-Mat	Pearlescent	Vi-
50" x 92½"	127 x 235				50" x 89"	127 x 226			
50" x 67"	127 x 170	✓	✓	✓	50" x 67"	152 x 170	✓	✓	✓
60" x 111"	152 x 282				60" x 107"	152 x 272			
60" x 80"	152 x 203	✓	✓	✓	60" x 80"	152 x 203	✓	✓	✓
69" x 128"	175 x 325				69" x 123"	175 x 312			
69" x 92"	175 x 234	✓	✓	✓	69" x 92"	175 x 234	✓	✓	✓
87" x 161"	221 x 409				87" x 155"	221 x 394			
87" x 116"	221 x 295	✓	✓	✓	87" x 116"	221 x 295	✓	✓	✓

Note: Dual Vision fabric available at the Cinema Vision price.



For remote control operation see options on page 14.

Compact Electrol® Concealed-In-The-Ceiling Electric Screen

- Compact case design measuring 5" x 5" allows screen to be installed in places where others just don't fit.
- Patented in-the-roller motor mounting system for quiet operation.
- Lighter weight and smaller overall dimensions makes installation easier.

Available Sizes and Screen Surfaces:

Size H x W		High Power	Video Format Viewing Area H x W		Nominal Diagonal		High Power
in./ft.	cm.		in./ft.	cm.	in./ft.	cm.	
60" x 60"	152 x 152	✓	43" x 57"	109 x 145	72" 183	✓	
70" x 70"	178 x 178	✓	50" x 67"	127 x 170	84" 213	✓	
			60" x 80"	152 x 203	100" 254	✓	



For remote control operation see options on page 14.

Designer Electrol® The Electric Wall or Ceiling Screen that Blends with any Decor


- Great for any room, especially boardrooms, where aesthetics are important.
- Choose from six contemporary and traditional case designs. All covered in your choice of six real wood veneers (except the Cambridge, which is available in your choice of three laminates).
- Mounts either to wall or ceiling.
- Patented in-the-roller motor mounting system for quiet operation.
- Custom finishes available upon request.



Six case designs to blend with any room decor.

Available Sizes and Screen Surfaces:

Size H x W		Matte White	Glass Beaded	Video Format Viewing Area H x W		Nominal Diagonal		Matte White	Glass Beaded
in./ft.	cm.			in./ft.	cm.	in./ft.	cm.		
70" x 70"	178 x 178	✓	✓	44" x 60"	112 x 152	80" 203	✓	✓	
84" x 84"	213 x 213	✓	✓	60" x 80"	152 x 203	100" 254	✓	✓	



For remote control operation see options on page 14.

Designer Da-Tab Electrol®
Tensioned Electric Wall Screen that Blends with any Decor

- Good looking projection solution for any room using video or data projection.
- Same great features as our Designer Electrol shown on previous page except screen is tensioned for an extra flat surface for optimum image quality when using video projection.
- Choose from six contemporary and traditional case designs.
- Custom finishes available upon request.



Six case designs to blend with any room decor.

Available Sizes and Screen Surfaces:

Video Format Viewing Area H x W in./ft. cm.		Nominal Diagonal in./ft. cm.		Screen Surface			Video Format Viewing Area H x W in./ft. cm.		Nominal Diagonal in./ft. cm.		Screen Surface		
43" x 57"	109 x 145	72"	183	Da-Mat	Pearlescent	Vision	60" x 80"	152 x 203	100"	254	Da-Mat	Pearlescent	Vision
50" x 67"	127 x 170	84"	213	✓	✓	✓	69" x 92"	175 x 234	120"	305	✓	✓	✓

Available Sizes and Screen Surfaces:

Size H x W in./ft. cm.		High Power	Video Format Viewing Area H x W in./ft. cm.		Nominal Diagonal in./ft. cm.		High Power
60" x 60"	152 x 152	✓	43" x 57"	109 x 145	72"	183	✓
70" x 70"	178 x 178	✓	50" x 67"	127 x 170	84"	213	✓
			60" x 80"	152 x 203	100"	254	✓

Slimline Electrol®
Electric Wall or Ceiling Screen




For remote control operation see options on page 14.

- Very compact case allows it to be unobtrusively placed anywhere in a room.
- Mounts either to wall or ceiling.
- Patented in-the-roller motor mounting system for quiet operation.
- Pre-wired with in-line power cord switch.



Screen can be hard wired or operated with three position in-line switch which is included.



For remote control operation see options on page 14.

Electrolet® Electric Screen Convenience at a Value Price

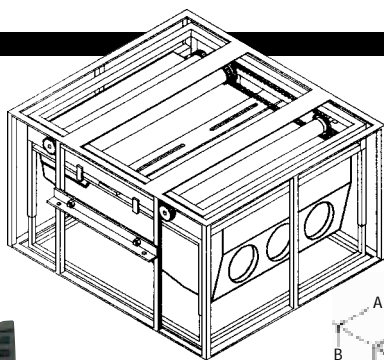
- Full featured electric screen that can be mounted easily on wall or ceiling.
- Patented in-the-roller motor mounting system for quiet operation.
- Pre-wired with in-line power cord switch for convenience and installation ease.
- Textured white steel case coordinates with any room decor.



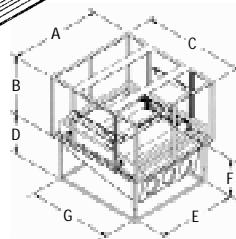
Screen is operated with three position in-line switch which is included.

Available Sizes and Screen Surfaces:

Size in./ft.	H x W		Matte White	Glass Beaded
	in.	cm.		
60" x 60"	152	152	✓	✓
70" x 70"	178	178	✓	✓



For remote control operation see options on page 14.



Da-Lift Electric Ceiling Lift for Video Projectors

- Raise or lower video projectors weighing up to 300 pounds with a push of a button.
- Heavy-duty, all metal construction with rack and pinion, chain drive lift mechanism for quiet operation.
- Bottom of lift is adjustable for flush installation and can be finished to match ceiling.
- Complete with three position control switch with cover plate.
- Optional plenum kit available where needed.

Available Models and Sizes:

Model	Width A		Height B		Depth C		Travel D		Width E		Height F		Depth G		Plenum Cover
	in.	cm.	in.	cm.	in.	cm.	in.	cm.	in.	cm.	in.	cm.	in.	cm.	
Da-Lift 15	30 3/4"	78	20"	51	34"	86	15"	38	26 1/2"	67	15"-22"	38-56	28 1/2"	72	Da-Lift 15
Da-Lift 19	32 3/4"	83	24"	61	38"	97	19"	48	28 1/2"	72	19"-30"	48-76	32 1/2"	83	Da-Lift 19
Da-Lift 19L	42 3/4"	109	24"	61	48"	122	19"	48	38 1/2"	98	19"-30"	48-76	42 1/2"	108	Da-Lift 19L

Optional Electric
Screen Accessories
*Combine with Electric
Screens for Convenience and
Security*



Single Motor Low Voltage Control System

- Controls all Da-Lite single motor electric screens.
- Three button system with separate “up”, “down”, or “stop” commands.
- Includes control module and 3-button wall switch with box and cover plate.
- Can be used alone with 3-button wall switch. Required for wireless radio frequency or infrared remotes.
- Required for multiple wall switch applications.
- Available in 115V or 230V.



Dual Motor Low Voltage Control System

- Controls all Da-Lite Dual Masking Screens or Da-Lift and single motor screen combination.
- Three button system with separate “up”, “down”, or “stop” commands.
- Includes control module and 3-button wall switch with box and cover plate.
- Can be used alone with 3-button wall switch. Required for radio frequency or infrared remotes.



Low Voltage Control Wireless/3-Button Infrared Remote Receiver and Transmitter

- Three button control infrared transmitter with receiver.
- 2 AAA batteries included.
- Single touch control operates up to 50 feet.
- Requires single or dual motor low voltage control system.



Low Voltage Control Wireless/3-Button Radio Frequency Remote Receiver and Transmitter

- Three button control radio frequency transmitter with receiver.
- 9 volt battery included.
- Single touch control operates up to 75 feet.
- Requires single or dual motor low voltage control system.



Video Projector Interface

- 12 VDC control allows screen to be raised or lowered automatically when projector, with 12V lead, is turned on or off.
- Includes complete box with rocker switch for manual operation and cover plate.



Locking Switch Cover Plate

- Hinged cover plate installs over the top of standard wall switch.
- Opens with a key to allow access to 115 volt switch or Low Voltage Control 3-button wall switch.
- Brushed stainless steel finish.



Key Operated, 115 Volt Switch

- Flush-mounted wall control switch is key activated for security.
- Use with 115 volt systems only.